






Peach Tree Estates- Clovis

1507 sqft Elevation A-1

4 bedrooms | 2 bathrooms | 2-car garage

	<p>ROOF Westlake Shake Tile 1FBCJ6464 California Mission Blend</p> 
 <p>ROCK Westlake Country Ledgestone Sevilla</p>	<p>GARAGE/SIDING Sherwin-Williams SW6013 Bitter Chocolate</p> 
 <p>TRIM/FASCIA/ POPOUTS Sherwin Williams 6046 Swing Brown</p>	<p>STUCCO Blue Eagle Brand E-44 Vanilla</p> 
	<p>FRONT DOOR/ MAN DOOR Sherwin-Williams 6048 Terra Brun</p> 

Lot # _____ Address _____

Signature: _____ Date: _____ Signature: _____ Date: _____








Destiny Family Homes, Inc. reserves the right to make changes to the floor plans, specifications, dimensions, and elevations without prior notice. All renderings, floor plans and maps are artistic conceptions and are not intended to be an actual depiction of the buildings, driveways, fencing, or landscaping. The plans and elevations may contain options, which are not standard on all floor plans. Optional features may be included at additional cost and are subject to construction cut-off dates. Stated dimensions, square foot measurements, and features are approximate and should not be used as representation of the homes precise or actual size. Destiny Family Homes, Inc. reserves the right to withdraw any offer at any time. Prices subject to change without notice.



Peach Tree Estates - Clovis

1507 sqft Elevation A-2

4 bedrooms | 2 bathrooms | 2-car garage

	 <p>ROOF Westlake Slate Tile 1FACS2010 Oceana</p>
 <p>ROCK Eldorado Stacked Stone Black River</p>	 <p>GARAGE/SIDING Sherwin-Williams SW6235 Foggy Day</p>
 <p>TRIM/FASCIA/ POPOUTS Sherwin Williams SW6232 Misty</p>	 <p>STUCCO Blue Eagle Brand E-14 Off White</p>
	 <p>FRONT DOOR/ MAN DOOR Sherwin-Williams SW7006 Extra White</p>

Lot # _____ Address _____

Signature: _____ Date: _____ Signature: _____ Date: _____








Destiny Family Homes, Inc. reserves the right to make changes to the floor plans, specifications, dimensions, and elevations without prior notice. All renderings, floor plans and maps are artistic conceptions and are not intended to be an actual depiction of the buildings, driveways, fencing, or landscaping. The plans and elevations may contain options, which are not standard on all floor plans. Optional features may be included at additional cost and are subject to construction cut-off dates. Stated dimensions, square foot measurements, and features are approximate and should not be used as representation of the homes precise or actual size. Destiny Family Homes, Inc. reserves the right to withdraw any offer at any time. Prices subject to change without notice.



Peach Tree Estates - Clovis

1507 sqft Elevation B-1

4 bedrooms | 2 bathrooms | 2-car garage

	<p style="text-align: center;">ROOF</p> <p>Westlake Shake Tile 1FBCJ3184 Rustic Brown Blend</p>
 <p style="text-align: center;">ROCK</p> <p>Westlake Country Ledgestone Wolf Creek</p>	 <p style="text-align: center;">GARAGE</p> <p>Sherwin-Williams SW6065 Bona Fide Beige</p>
 <p style="text-align: center;">TRIM/FASCIA/ POPOUTS</p> <p>Sherwin Williams 6076 Turkish Coffee</p>	 <p style="text-align: center;">STUCCO</p> <p>Blue Eagle Brand E- 78 Almond</p>
 <p style="text-align: center;">SIDING</p> <p>Fraze 487 Swiss Coffee</p>	 <p style="text-align: center;">FRONT DOOR/MAN DOOR</p> <p>Sherwin Williams 6073 Perfect Greige</p>

Lot # _____ Address _____

Signature: _____ Date: _____ Signature: _____ Date: _____








Destiny Family Homes, Inc. reserves the right to make changes to the floor plans, specifications, dimensions, and elevations without prior notice. All renderings, floor plans and maps are artistic conceptions and are not intended to be an actual depiction of the buildings, driveways, fencing, or landscaping. The plans and elevations may contain options, which are not standard on all floor plans. Optional features may be included at additional cost and are subject to construction cut-off dates. Stated dimensions, square foot measurements, and features are approximate and should not be used as representation of the homes precise or actual size. Destiny Family Homes, Inc. reserves the right to withdraw any offer at any time. Prices subject to change without notice.



Peach Tree Estates - Clovis

1507 sqft Elevation B-2

4 bedrooms | 2 bathrooms | 2-car garage

	 <p>ROOF Westlake Slate Tile 1FACS2010 Oceana</p>
 <p>ROCK Westlake Country LedgeStone Wheaton</p>	 <p>FRONT DOOR/GARAGE Sherwin-Williams SW6531 Indigo</p>
 <p>TRIM/FASCIA/ POPOUTS/MAN DOOR Sherwin Williams SW7006 Extra White</p>	 <p>STUCCO Blue Eagle Brand E-89 Zinc</p>
 <p>SIDING Sherwin Williams SW6232 Misty</p>	

Lot # _____ Address _____

Signature: _____ Date: _____ Signature: _____ Date: _____

Destiny Family Homes, Inc. reserves the right to make changes to the floor plans, specifications, dimensions, and elevations without prior notice. All renderings, floor plans and maps are artistic conceptions and are not intended to be an actual depiction of the buildings, driveways, fencing, or landscaping. The plans and elevations may contain options, which are not standard on all floor plans. Optional features may be included at additional cost and are subject to construction cut-off dates. Stated dimensions, square foot measurements, and features are approximate and should not be used as representation of the homes precise or actual size. Destiny Family Homes, Inc. reserves the right to withdraw any offer at any time. Prices subject to change without notice.



Peach Tree Estates - Clovis

1507 sqft

4 bedrooms | 2 bathrooms | 2-car garage



Lot # _____ Address _____

Signature: _____ Date: _____ Signature: _____ Date: _____

Destiny Family Homes, Inc. reserves the right to make changes to the floor plans, specifications, dimensions, and elevations without prior notice. All renderings, floor plans and maps are artistic conceptions and are not intended to be an actual depiction of the buildings, driveways, fencing, or landscaping. The plans and elevations may contain options, which are not standard on all floor plans. Optional features may be included at additional cost and are subject to construction cut-off dates. Stated dimensions, square foot measurements, and features are approximate and should not be used as representation of the homes precise or actual size. Destiny Family Homes, Inc. reserves the right to withdraw any offer at any time. Prices subject to change without notice.

